

**OWL**



**Owl Research and Marketing Pty Ltd**

A.C.N. 002 168 050

PO Box 1282, Bowral, NSW 2576 Tel: (02) 4861 5788  
[www.owlresearch.com.au](http://www.owlresearch.com.au)

## **HORNSBY COMMUNITY SURVEY**

**2010**

**Addendum to Main Report - (2011)**

**Prepared for:** The Strategy Department  
Hornsby Shire Council

**By:** Mhairi Clark

**Date:** February 2011

**OWL Job No: 1114b**

## **Background**

Following the report of the findings of the 2010 Community Survey study undertaken by Hornsby Shire Council as part of their Community Plan 2010-2020, this addendum to the main report was commissioned due to two additional factors.

1) After the commencement of fieldwork of this study, a slight change to the wording in Question 23 was made, thereby creating potential misinterpretation of the survey results for questions 22 and 23. This affected 24 responses.

2) Since completion of the original study, additional fieldwork has been carried out amongst 104 residents, using these same two questions – thereby increasing the number of respondents who answered these two questions.

N.B. It must be noted however that due to the change in wording of Q.23, all 24 respondents who answered the original script of this question have been removed from these data results.

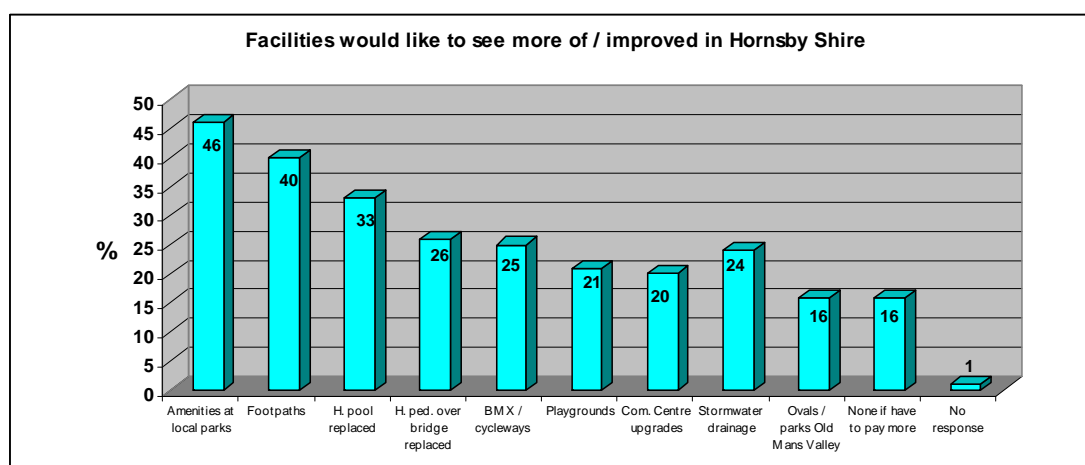
This addendum to the report is therefore now based on 908 respondents.

**Q.22 Recognising there will be a cost, what facilities would you like to see more of, or improved, within Hornsby Shire? (Multiple responses)**

	<b>Total</b>
<b>No of Respondents</b>	<b>908</b>
	<b>%</b>
Amenities at local parks and ovals, including lighting, parking and drainage	46
Footpaths	40
Hornsby pool replaced	33
Hornsby pedestrian over bridge replaced	26
BMX tracks and/or cycleways	25
Stormwater drainage	23
Playgrounds	21
Community Centre upgrades	20
Ovals and parks at Old Mans Valley	16
None if I have to pay more	16
No response	1

Improvements to amenities at local parks and ovals, including lighting, parking and drainage(46%) was the predominant request from residents for Hornsby Shire Council to improve regardless of the age of the respondent (with the exception of those respondents aged 76+ years).

Improvement to local footpaths (40%) was the second most requested service from Council with the replacement of Hornsby Pool (33%) being the third most frequent request.

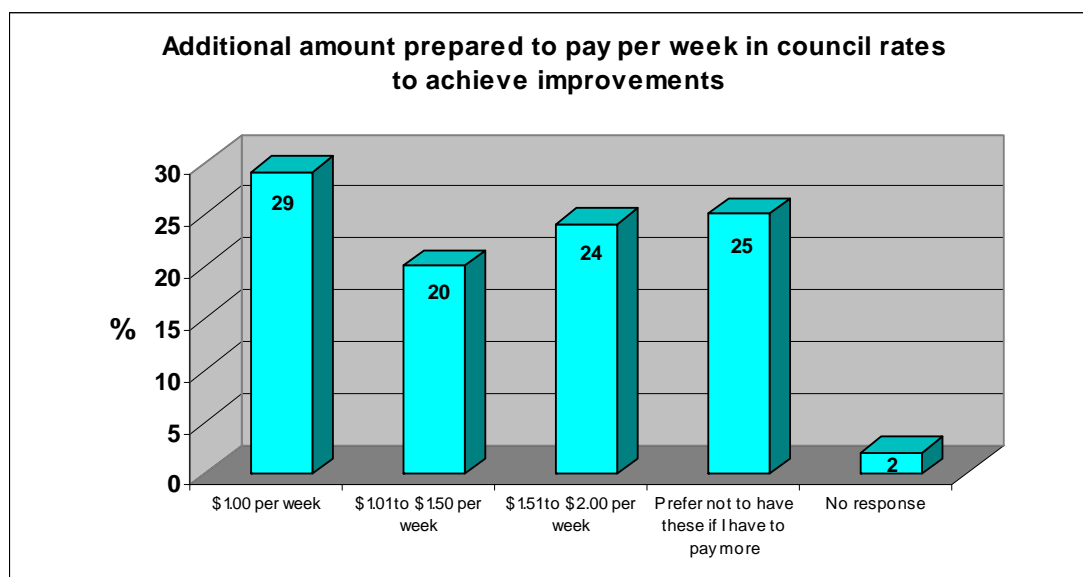


**Q.23 To achieve this improvement in facilities, how much would you be prepared to pay per week in your Council rates?**

	<b>Total</b>
<b>No of Respondents</b>	<b>908</b>
	<b>%</b>
\$1.00 per week	29
\$1.01 to \$1.50 per week	20
\$1.51 to \$2.00 per week	24
Prefer not to have these if I have to pay more	25
No response	2

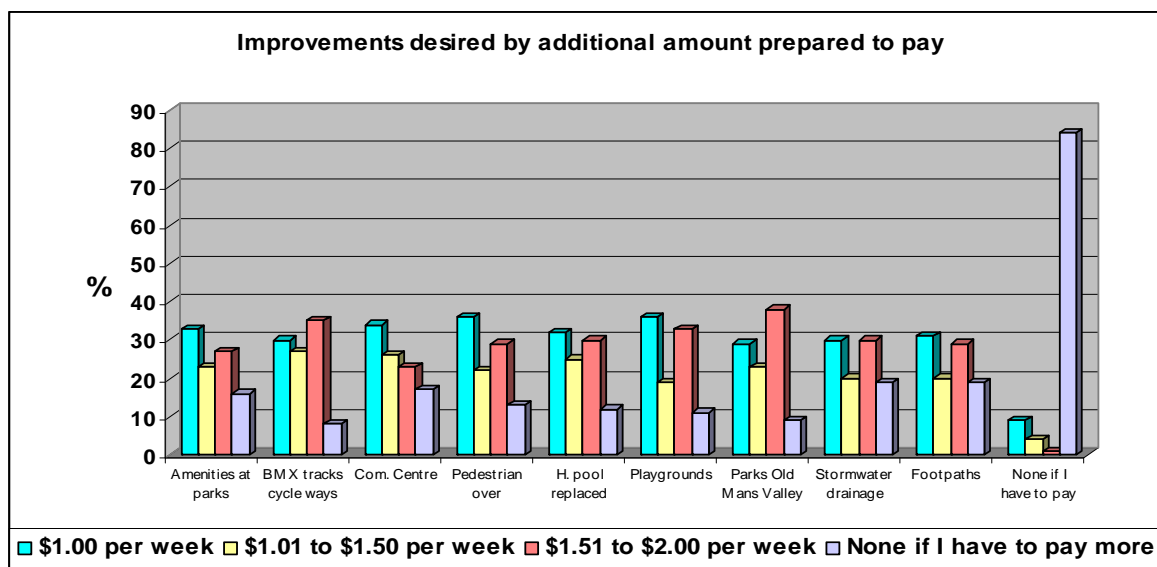
To pay for these improvements 29% of respondents are prepared to pay \$1.00 per week extra on their rates, with 20% being prepared to pay between \$1.01 and \$1.50 more each week and 24% being prepared to pay between \$1.51 and \$2.00 extra per week. A total of 73% of respondents claiming a willingness to pay some extra amounts per week on their rates in order for council to increase/improve the selected services and amenities.

From the total sample, only 25% of respondents would “prefer not to have these (extra services/improvements) if they had to pay more”



**Q.22 Recognising there will be a cost, what facilities would you like to see more of, or improved, within Hornsby Shire? X Q.23 To achieve this improvement in facilities, how much would you be prepared to pay per week in your Council rates**

	Amenities at parks	BMX tracks cycle ways	Community Centre	Pedestrian over bridge	Hornsby pool replaced	Play grounds	Ovals and parks Old Mans Valley	Stormwater drainage	Footpaths	None if I have to pay
<b>No of respondents</b>	<b>414</b>	<b>226</b>	<b>183</b>	<b>240</b>	<b>296</b>	<b>194</b>	<b>145</b>	<b>211</b>	<b>366</b>	<b>149</b>
	%	%	%	%	%	%	%	%	%	%
\$1.00 per week	33	30	34	36	32	36	29	30	31	9
\$1.01 to \$1.50 per week	23	27	26	22	25	19	23	20	20	4
\$1.51 to \$2.00 per week	27	35	23	29	30	33	38	30	29	1
Prefer not to have these if I have to pay more	16	8	17	13	12	11	9	19	19	84
No response	1	-	-	<1	1	1	1	1	1	2



The most popular choices for improvements, additions, upgrades from those respondents who are prepared to pay a little more per week on their rates are as follows: -

\$1.00 per week:

1. Hornsby Pedestrian over bridge replaced
1. Playgrounds
3. Community Centre upgrades

\$1.01 - \$1.50 per week:

1. BMX tracks and/or Cycleways
2. Community Centre upgrades
3. Hornsby pool replaced

\$1.51 - \$2.00 per week:

1. Ovals and Parks at Old Mans Valley
2. BMX tracks and/or Cycleways
3. Playgrounds

**END OF REPORT**