




## Hornsby Shire Libraries Online Storytime


### 'Some Mums' – Pot Plant Card Craft

#### Instructions:

1. Colour in the pot and the flowers and then cut them out
2. Trace your hand on a spare piece of paper, and then cut it out
3. Glue the flowers to the tips of your fingers (your traced fingers, not your real fingers!)
4. Glue the top piece of the front of the pot to the front of the tracing of your wrist
5. Glue the top back piece of the pot to the back of the tracing of your wrist
6. Write a message for your mum under the flap created by the pot.



↑  
back



↑  
front