

Hornsby Shire Libraries Online Storytime

“I Know an Old Witch Who Swallowed a Fly” – Storytelling Craft

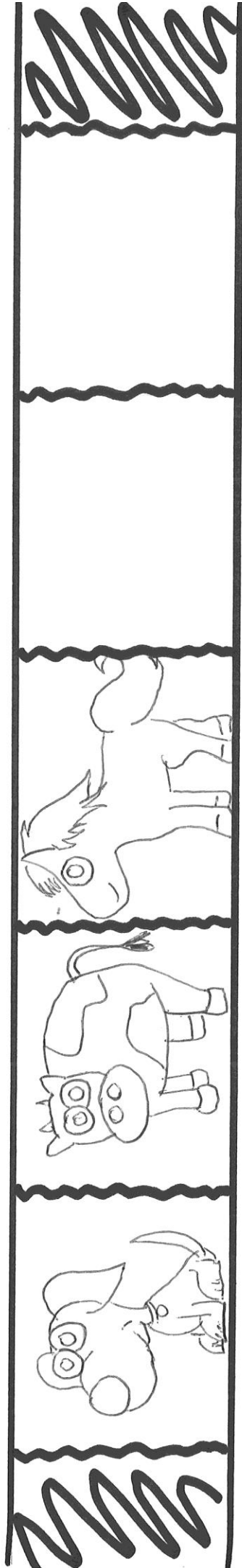
Instructions:

1. Colour in the old witch
2. Cut the old witch out
3. Fold the paper on the lines, and then cut along the dotted lines in her mouth, making two vertical slits
4. On the other sheet, colour in the animals and cut out the two long rows
5. You can draw your own animals in the empty spaces!
6. Glue A & B together
7. Thread the row of paper through the vertical slits in the witch’s mouth
8. Tell the story of the old witch who swallowed a fly!


A →



B →

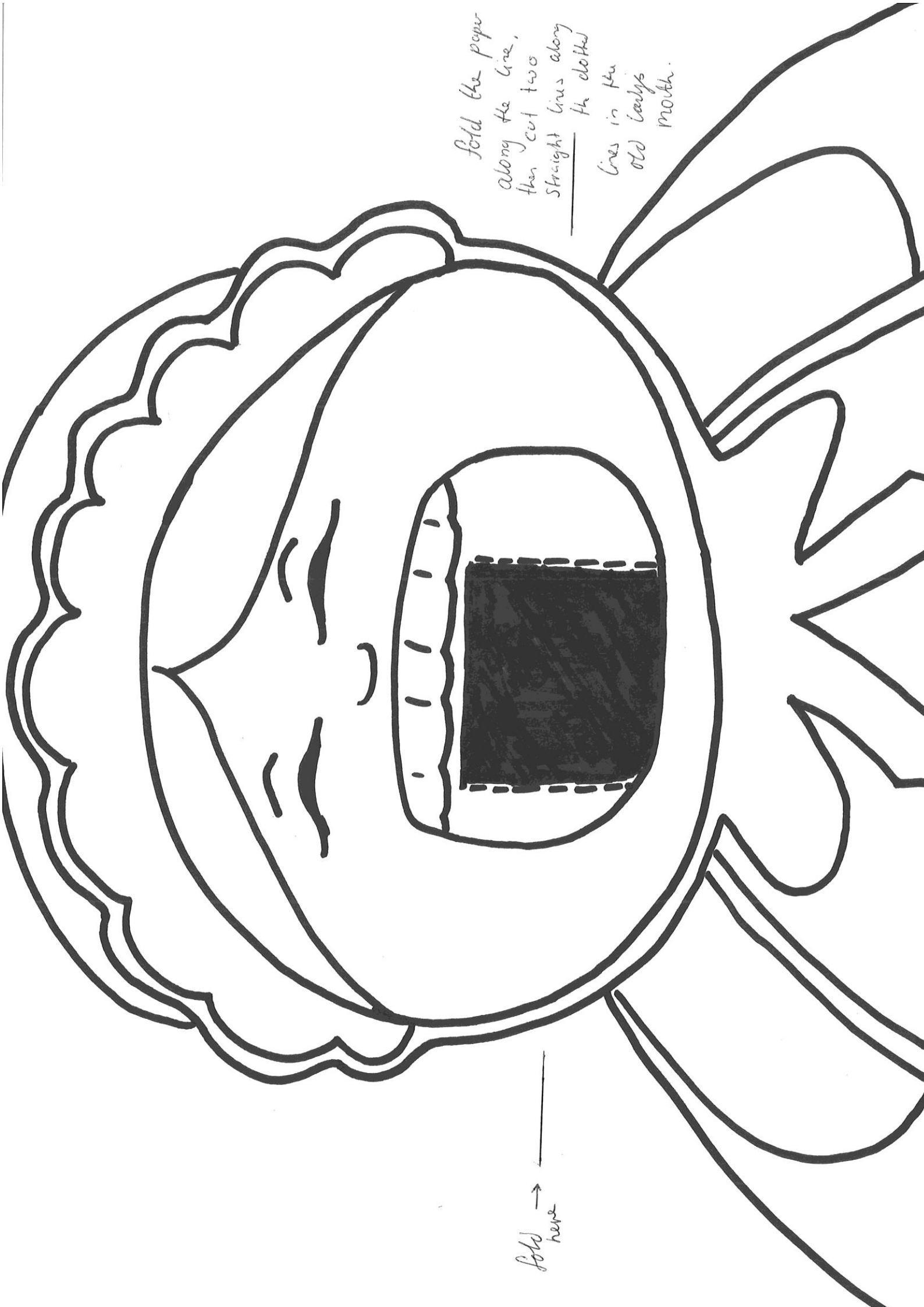


← put Glue on 'B'
 & stick it to
 -the back of 'A'



Draw Your
 Own Animals

fold the paper
along the line,
then cut two
straight lines along
the dotted
lines in the
old cavity
mouth.



fold
here →