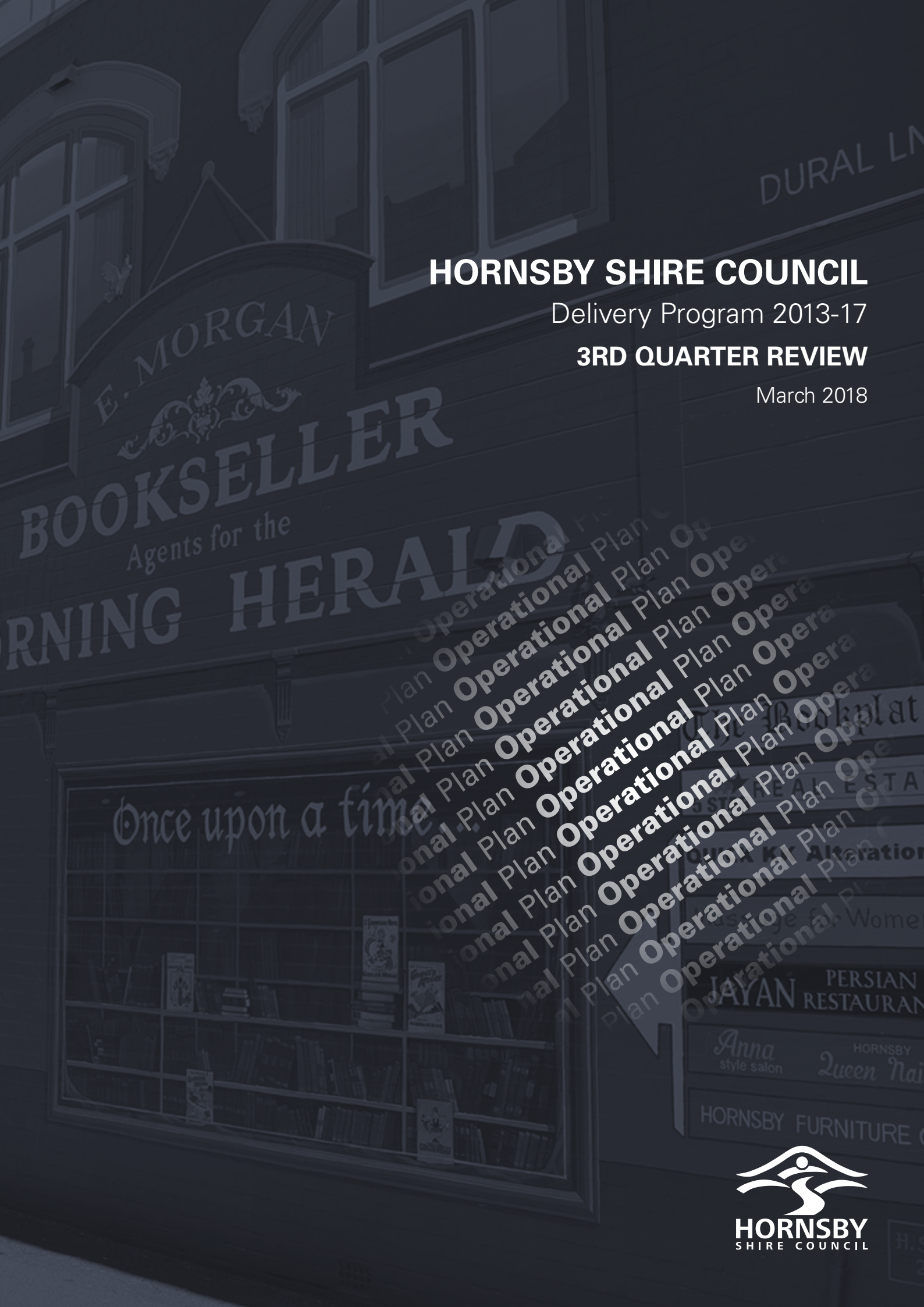


HORNSBY SHIRE COUNCIL

Delivery Program 2013-17

3RD QUARTER REVIEW

March 2018



PERSIAN RESTAURANT
Anna style salon
Queen Nai
HORNSBY FURNITURE

HIGHLIGHTS

MY ENVIRONMENT

'**HawkesburyWatch**', a Manly Hydraulics Laboratory (MHL) Flood and Coastal Intelligence Tool (MHLFIT) providing near real-time monitoring of rainfall, water level and water quality, launched. The system has been developed by MHL for Council to provide information on current estuarine conditions, swimming conditions, algal blooms, estuarine ecosystem health and sediment quality along the lower Hawkesbury River

Two sustainability education workshops held: '**Preserving**' and '**Maximising your Solar Production**' with a total of 67 residents attending

400 metres of track building works completed at **Galston Recreation Reserve** for multi-use trail

3 guided bushwalks were held in March in the Autumn program

Council's Community Nursery **despatched 18,348 plants** this quarter. 1,000 residents attended the **Native plant giveaway** held on 11 March 2018, with 2,200 plants being given away

MY COMMUNITY

Construction of **new car park at Beecroft Community Centre** commenced

Sunset Sessions held in Hornsby Mall 4 Friday nights in February. All events were very well attended

Council's libraries during the quarter had:

- 199,914 loans plus 46,446 electronic loans
- 168,817 visitors
- 1,878 new memberships
- 210 programs/events

MY PROPERTY

Council joined the **CatTracker Australia** program, allowing cat owners to track via GPS where their cats roam to raise awareness and reduce the impact cats have on our local native wildlife

Litter prevention project delivered at Fagan Park resulting in a 36% decrease in litter

MY LIFESTYLE

Sportsfield upgrades completed:

- synthetic cricket wickets installed Campbell Park, West Pennant Hills; Headen Park, Thornleigh; Montview 1 and 2 Ovals, Hornsby Heights
- netball court renewed at Galston Recreation Reserve
- cricket practice nets and centre wicket replaced, Ron Payne Park, North Epping
- sportsfield surface and wicket renewed Berowra Oval

Park upgrades completed:

- picnic shelter installed at Parklands Oval, Mount Colah
- picnic shelter and bench seats installed at Campbell Park, West Pennant Hills
- car park resurfaced Crosslands Reserve, Hornsby Heights
- turf improvements at Greenway Park, Cherrybrook dog off leash area
- water and drainage improvements at Rofe Park, Hornsby Heights

NorthConnex trucks have brought approximately **600,000 m³ fill to Hornsby Quarry** to date. It is expected 900,000 m³ will be deposited on site

Traffic facilities completed:

- Traffic signals at Waitara Avenue/Alexandria Parade, Waitara
- Traffic calming and intersection treatments at Alexandria Parade, Waitara

MY COUNCIL

New **staff intranet** developed and launched

194 new Australian citizens conferred during the quarter at Council ceremonies

35,000 subscribers to Council's monthly newsletter



Hornsby Shire, Hills Shire and the NSW Government have come together to provide a great new boat ramp for Wisemans Ferry. The site is owned by Hornsby Shire Council, but the financial contribution from the others will allow us to provide a far better facility than we could have on our own

(Hills Shire General Manager Michael Edgar, Hawkesbury MP Dominic Perrotet, Hills Shire Mayor Michelle Byrne, Hornsby Shire Mayor Philip Ruddock and Hornsby Shire General Manager Steven Head)

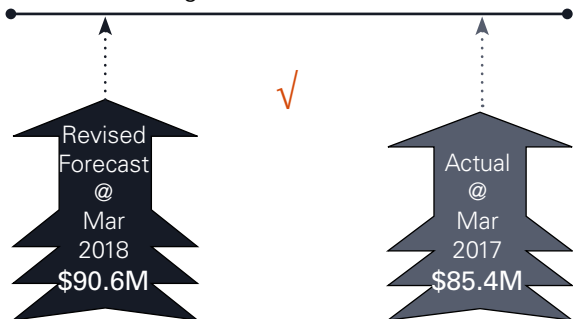
BUDGET SUMMARY

| Consolidated | For the Period of MarYTD | | | Full Year Budget | | | |
|--|--------------------------|----------------------|---------------------|----------------------|------------------------|---------------------|----------------------|
| | Year-to-Date | Year-to-Date | Year-to-Date | Total Year | Total Year | Total Year | Total Year |
| | 2017/18 | 2017/18 | 2017/18 | 2017/18 | 2017/18 | 2017/18 | 2017/18 |
| | Actual | Revised Budget | Variance | Original Budget | Current Revised Budget | Recommended Changes | Projected Final |
| | \$ | \$ | \$ | \$ | \$ | \$ | \$ |
| OPERATING EXPENSES | | | | | | | |
| Employee Benefits | 31,542,431 | 33,868,567 | 2,326,136 | 47,262,166 | 46,614,319 | (250,000) | 46,364,319 |
| Borrowing Costs | 167,855 | 165,892 | (1,963) | 213,689 | 213,689 | 0 | 213,689 |
| Materials & Contracts | 30,797,517 | 33,236,241 | 2,438,724 | 43,185,466 | 46,290,696 | (180,700) | 46,109,996 |
| Other Expenses | 9,512,193 | 10,468,774 | 956,581 | 12,880,712 | 12,884,822 | 0 | 12,884,822 |
| Controllable Expenses | 72,019,997 | 77,739,474 | 5,719,477 | 103,542,033 | 106,003,526 | (430,700) | 105,572,826 |
| Internal Transfers & Depreciation | 13,426,444 | 12,938,493 | (487,951) | 16,583,869 | 17,257,698 | 0 | 17,257,698 |
| Total Operating Expenses | 85,446,440 | 90,677,967 | 5,231,526 | 120,125,902 | 123,261,223 | (430,700) | 122,830,523 |
| OPERATING INCOME | | | | | | | |
| Rates, Levies & Annual Charges | (88,285,705) | (87,414,293) | 871,412 | (85,865,062) | (87,433,292) | 0 | (87,433,292) |
| User charges and fees | (10,246,226) | (10,354,502) | (108,275) | (13,542,716) | (13,540,293) | 0 | (13,540,293) |
| Interest & Investment Revenue | (3,635,336) | (2,726,635) | 908,700 | (3,635,510) | (3,635,510) | 0 | (3,635,510) |
| Other Income | (5,545,037) | (5,297,933) | 247,104 | (6,838,120) | (7,051,687) | 235,560 | (6,816,127) |
| Grants, subsidies, contributions and donations | (6,705,403) | (7,479,873) | (774,470) | (10,456,618) | (10,540,680) | 0 | (10,540,680) |
| Other Operating Contributions | (551,385) | (736,527) | (185,142) | (950,192) | (947,692) | 0 | (947,692) |
| Total Operating Income | (114,969,091) | (114,009,763) | 959,328 | (121,288,219) | (123,149,155) | 235,560 | (122,913,595) |
| Net Operating Result | (29,522,651) | (23,331,796) | 6,190,855 | (1,162,317) | 112,069 | (195,140) | (83,071) |
| CAPITAL EXPENSES | | | | | | | |
| WIP Expenditure | 16,499,779 | 21,659,825 | 5,160,046 | 26,051,781 | 28,826,033 | 0 | 28,826,033 |
| Asset Purchases | 1,588,431 | 1,687,878 | 99,447 | 2,378,615 | 2,245,500 | 37,082 | 2,282,582 |
| Total Capital Expenses | 18,088,210 | 23,347,703 | 5,259,493 | 28,430,396 | 31,071,533 | 37,082 | 31,108,615 |
| CAPITAL INCOME | | | | | | | |
| Grants, subsidies, contributions and donations | (3,722,238) | (1,538,446) | 2,183,792 | (1,421,415) | (1,891,280) | 0 | (1,891,280) |
| Proceeds from the sale of assets | (529,668) | (599,994) | (70,326) | (800,000) | (800,000) | 0 | (800,000) |
| Other Capital Contributions | (11,343,924) | (7,509,000) | 3,834,925 | (10,012,000) | (10,012,000) | 0 | (10,012,000) |
| Total Capital Income | (15,595,831) | (9,647,440) | 5,948,391 | (12,233,415) | (12,703,280) | 0 | (12,703,280) |
| Net Capital Result | 2,492,379 | 13,700,263 | 11,207,884 | 16,196,981 | 18,368,253 | 37,082 | 18,405,335 |
| Net Operating & Capital Result | (27,030,272) | (9,631,533) | 17,398,739 | 15,034,665 | 18,480,321 | (158,058) | 18,322,263 |
| FUNDING AND NON-CASH Adjustments | | | | | | | |
| External Restricted Assets | 13,607,392 | 2,944,042 | (10,663,350) | (162,653) | (3,914,179) | (115,000) | (4,029,179) |
| Internal Restricted Assets | 1,803,096 | (106,391) | (1,909,487) | 638,593 | 859,745 | 300,000 | 1,159,745 |
| External Loan Principal Repayments/(Proceeds) | 802,884 | 810,473 | 7,589 | 1,080,630 | 1,080,630 | 0 | 1,080,630 |
| Depreciation Contra | (13,674,628) | (13,201,774) | 472,854 | (17,602,631) | (17,602,631) | 0 | (17,602,631) |
| ELE Payments | 504,850 | 699,563 | 194,713 | 932,750 | 932,750 | 0 | 932,750 |
| Total Funding Adjustments | 3,043,594 | (8,854,088) | (11,897,681) | (15,113,311) | (18,643,685) | 185,000 | (18,458,685) |
| Net Operating & Capital Result After Internal Funding Movements | (23,986,678) | (18,485,621) | 5,501,058 | (78,646) | (163,364) | 26,942 | (136,422) |

KEY PERFORMANCE SNAPSHOT

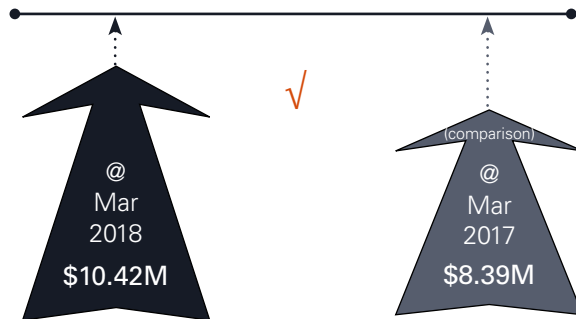
Have we kept our spending within budget?

Revised Budget 2017/18 →→ \$123.2M




How much have we received in grants this year?

2016/17 →→ \$12.28M



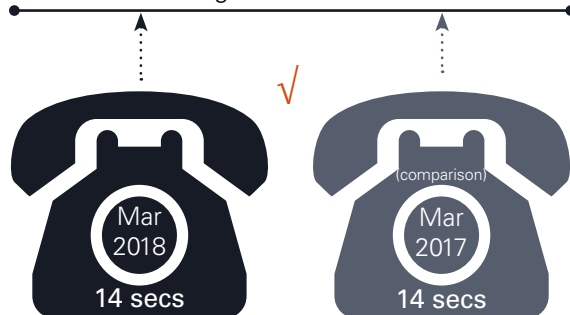
How many service requests were completed on time?

Target →→ 90%



What was the average speed of answering incoming calls to our Customer Service Centre?

Target →→ 20 secs



Interesting stats - financial year to end March 2018

LIBRARIES

| | NUMBER |
|--|---------|
| Total visits to all libraries | 516,104 |
| Total number of library loans | 732,328 |
| Total library web page visits | 210,454 |
| Number of home library visits | 1,843 |
| Number of clients assisted through Justice of the Peace, family history and tax help services | 8,318 |
| Number of children's programs and activities held, including storytime and Summer Reading Club | 368 |
| Number of participants in children's programs and activities | 11,201 |



VANDALISM & GRAFFITI

| | VANDALISM | | GRAFFITI | |
|------------|-----------|----------|-----------|----------|
| | Incidents | Cost | Incidents | Cost |
| @ Mar 2018 | 9 | \$10,800 | 288 | \$36,600 |
| @ Mar 2017 | 23 | \$21,600 | 265 | \$13,925 |

DOCUMENTS

| DOCUMENTS REGISTERED | |
|----------------------|------------|
| @ Mar 2018 | @ Mar 2017 |
| 189,661 | 206,297 |