

Native Plant Suppliers

Ku-ring-gai Council Nursery: 430 Mona Vale Rd, St. Ives. (02)9424 0825
State Forests Nursery: 95 Castle Hill Rd, West Pennant Hills. 1300 655 687
Sydney Wildflower Nursery: 327 Mona Vale Rd, Terrey Hills. (02) 9450 1555
Tharwa Native Nursery: 21 Myoora Rd, Terrey Hills. (02) 9450 1967
Wirreanda Nursery: 169 Wirreanda rd, Ingleside. (02) 9450 1400
Beecroft Village Nursery: 83 Beecroft Rd, Beecroft. (02) 9484 5100
Hargraves Nurseryland: 630 Old Northern Rd, Dural(02)9651 1833
Plant Bug Garden Centre: 525 Pacific Highway, Mt Colah (02)9477 1222
Swanes Nursery: 490 Galston Rd, Dural (02)96511322
Harvest Seeds and Native Plants: 325 McCarrs Creek Rd, Terrey Hills (02)9450 2699
Greenshades Nursery: 353 Galston Rd, Galston (02) 9653 2200
Toolijooa Nursery(by appointment only): Lot 57 Wattle Rd, Ingleside (02)9970 8709
Westleigh Native Plants: 47 Eucalyptus Dr. Westleigh (02) 9484 3672

Contacts at Council

Hornsby Shire Council Bushland and Biodiversity Team: (02) 9847 6832
Noxious Weeds Officer: (02) 9847 6976
Council Web site: www.hornsby.nsw.gov.au

Further Reading and Information

The Nest Box Book (1997) The Gould League of Victoria
Phone (03) 95320909 Email: gould@sch.net.edu.au
Flora for Fauna web site: www.floraforfauna.com.au
State Forests Information Centre: 95 Castle Hill Rd, West Pennant Hills
Phone:1300 655 687 Web site: www.forest.nsw.gov.au
Australian Native Gardens, Putting Visions into Practice
(1992) D. Snape, Lothian Books
The New Native Garden - Designing with Australian Plants
(1999) Urqhart, Clapp, Leig, New Holland
Flowering Natives for the Home Garden
(1996) D. Greig. Cornstalk Publishing, Lansdowne Publishing P/L
Native Plants of the Sydney District
(1995) A. Fairley and P. Moore, Kangaroo Press
Weeds of Sydney North - stop the spread (2005) Hornsby Shire Council

Photo Credits

Joanne Caldwell, Lionel Cole, Sandra Kalnins-Cole, Ku-ring-gai Council, Paul Marynissen, Agata Mitchell, Gregor Newton, Stephen Pym, Noel Rosten, John Turbill, Lyndel Wilson, Jamie Wright.
Symbols: Michele Thomas

Acknowledgements

Principal author and designer: Agata Mitchell.
Assisted by: Bushland and Biodiversity Team, Hornsby Council.

Date Published: August 2005

AREA 2

the bushland shire



Create a Native Garden

Information on choosing the best native plants for gardens in The Bushland Shire's

Southern Suburbs

Beecroft
Carlingford
Castle Hill
Cheltenham
Cherrybrook
Epping
Eastwood
Glenhaven
Hornsby
Normanhurst
North Epping
Pennant Hills
Thornleigh
West Pennant Hills
Waitara
Wahroonga
Westleigh



Choose the booklet for your suburb



Why Plant Local Native Plants in your Garden?



Sugar Glider

One of the many reasons you have created your home in Hornsby is because it offers a unique lifestyle. You have easy access to beautiful national parks, natural bushland areas and waterways. The tree lined streets and home gardens extend this landscape of natural beauty right up to your back door.

A closer look at your backyards, parks and reserves show just how special your local ecosystems really are. There are many plants and animals that are found nowhere else in Australia or the world! These plant communities are also quickly disappearing. Urban development and encroachment from other non-native species means that **if you decide to plant indigenous plants, you can help protect our unique ecosystems that might otherwise be lost.**

This is one of three brochures produced by Hornsby Council to guide residents in choosing appropriate local native plants that are best suited to their area. This brochure covers the **southern area** of the shire. The recommended plants are ideally suited to local soils that are shale derived. These soils contain clay which makes them more fertile than other soils in the shire.

Your Local Plants and Animals Need Help



Sydney Blue Gum

Endangered ecological communities and animals such as:

Blue Gum High Forest found in Sydney's northern suburbs. Today only 0.9% of its original extent remains, with many of the remnants occurring in Hornsby Shire.

Sydney Turpentine Ironbark Forest once covered large areas across Sydney and today it is estimated that only 0.5% of its original extent remains.

Gang-gang cockatoo, the **Powerful** and **Masked Owls** and the **Red Crowned Toadlet** are all endangered inhabitants of our shire.



Powerful Owl

Weeds in your Garden

A weed is a plant growing where it shouldn't be. Many common bushland weeds are eaten by birds and dispersed into urban gardens. By controlling weeds in your garden you can help minimise degradation of our bushland, and stop these unwanted plants competing with your garden plants. Help control the spread of invasive weeds by removing them from your garden before they establish.

If you would like more information on weeds contact: Councils Noxious Weeds Officer (see back page for details.)

Some common weeds in the southern parts of the shire are: (* Listed as Noxious in Hornsby Shire)



*Large Leaf Privet
(*Ligustrum lucidum*)



*Small Leaf Privet
(*Ligustrum sinense*)



*Wandering Jew
(*Tradescantia fluminensis*)



*Mickey Mouse Plant
(*Ochna serrulata*)



Garden Tip - Mulching

Mulching is a must! Mulching helps retain soil moisture and provides organic matter. As it decomposes the nutrients are used by the plants so you save on fertilisers. All this improves soil condition and produces healthier plants.

Climbers



Purple Coral Pea

(*Hardenbergia violacea*)

- ▶ Fast growing, very hardy vine
- ▶ Excellent spill over climber
- ▶ Masses of purple flowers in late winter
- ▶ Suit cottage garden



Snake Vine

(*Hibbertia scandens*)

- ▶ Fast growing, very hardy vine
- ▶ Grow over a fence, pergola or as a groundcover
- ▶ Attractive foliage
- ▶ Attractive large yellow flowers for long periods



Old Man's Beard

(*Clematis glycinoides*)

- ▶ Vigorous, fast growing vine
- ▶ Excellent for the bush garden
- ▶ Masses of white flowers in late winter to spring



Wonga Wonga Vine

(*Pandorea pandorana*)

- ▶ Vigorous climber, with shiny green foliage
- ▶ Grow over a fence or pergola
- ▶ Abundant white bell flowers in late winter



Garden Tip - Pruning



Prune Prune Prune!! Native plants benefit enormously from regular pruning. It keeps plants bushy, vigorous and promotes lots of flowering wood. As a general rule prune one third of the current years growth after flowering. If the plant seed is important food for fauna then prune after seeding has finished.

Frequently Asked Questions

Q: I try to grow Australian native plants when I can. What is the difference between natives and indigenous plants?

A: This can be a complex answer, but simply put, indigenous (local natives) plants are locally unique. Natives is a term commonly used to refer to plants that come from anywhere in Australia. For example, certain Western Australian plants are native to Australia, but not native to Hornsby Shire.

Q: Are local native plants easy to care for, or do I have to do something special?

A: Local native plants have evolved to be perfectly suited to their environment. Because of this they are low maintenance. A light prune, an occasional native fertiliser and a little water during prolonged dry periods (and when newly planted) is all they require.

Q: I don't like native plants because they look wild and 'rough around the edges'; they do not complement my garden style.

A: There are many local native plants that compliment non-native gardens, but they are as yet fairly undiscovered by gardeners and nurseries. They come in all shapes and sizes, with varied flower colours. This guide provides some examples.

Q: Can you prune or shape local native plants?

A: Yes indeed, local native plants respond well to pruning. A prune ensures they maintain an attractive bushy appearance.

Q: I need a screen and I want to shade some areas, will local native plants work in these more practical ways?


A: Yes, there are many local native plants tall and bushy enough to screen-off fences and neighbours, and even plants that can be pruned into formal hedges. There are also trees that provide excellent shade.

Q: Where can I buy local native plants?

A: There is a list of nurseries at the end of this booklet.

Q: What sorts of plants should I grow to attract native birds and animals?

A: This plant guide contains bird and animal friendly symbols that indicate which plants will attract our wonderful wildlife to your garden.



Sydney Blue Gum

The Plants

Every plant recommended in this guide has been chosen because of its suitability and availability; has a variety of landscape uses and is a valuable food source to native animals.

Key to Symbols



Large Tree - expected height at maturity between 20 - 25 metres



Small Tree - expected height at maturity between 10 - 15 metres



Shrub - expected height at maturity between 1 - 2.5 metres



Groundcover - expected height at maturity between 0.25 - 1 metre



Plant requires at least 6 hours of full sun a day



Plant requires part shade or filtered sun most of the day




Plant requires shade for most of the day



Water wise plant- can survive extended periods without watering Once established

Fauna friendly symbols indicate which fauna may be attracted to plant as a food source.



Birds



Butterflies,
Native Bees
and Insects




Frogs and
Lizards



Nectar Feeding
Mammals

Grasses and Tufted Plants



Bamboo Grass

(*Austrostipa ramosissima*)

- ▶ Cane-like clumping habit
- ▶ Weeping foliage effect
- ▶ Excellent feature when mass planted



Blue Flax Lily

(*Dianella caerulea*)

- ▶ Clumping habit, narrow strap like leaves
- ▶ Attractive around water features, rockeries or in containers
- ▶ Delicate purple flowers, followed by decorative purple fruits



Mat Rush

(*Lomandra longifolia*)

- ▶ Tussock forming habit, with strap like leaves to 1 metre
- ▶ Very hardy and fast growing
- ▶ Attractive around water features, in rockeries and mass planted
- ▶ Fragrant flowers in spring



Kangaroo Grass

(*Themeda australis*)

- ▶ Tufted slender habit to 1 metre
- ▶ Hardy and fast growing
- ▶ Excellent for the bush garden
- ▶ Rust coloured flower spikelets in spring and autumn



Prickly Rasp Fern

(*Doodia aspera*)

- ▶ Compact clumping habit
- ▶ Hardy in a variety of conditions
- ▶ Attractive pinkish new growth
- ▶ Excellent for rockeries or containers
- ▶ Good frog habitat



Groundcovers



Stiff Daisy

(*Brachycome angustifolia*)

- Mat forming groundcover
- Excellent for moist areas
- Masses of pink daisies in spring
- Useful in cottage style gardens



Paper Daisies

(*Helichrysum scorpioides*)

- Tufted habit, effective when mass planted
- Bright yellow flowers that last for long periods



Native Violet

(*Viola hederacea*)

- Creeping mat forming habit
- Fast growing, good lawn substitute in shady moist areas
- Attractive foliage, masses of white and mauve flowers for long periods
- Good frog habitat



Maidenhair Fern

(*Adiantum aethiopicum*)

- Quickly spreads into large clumps
- Soft delicate foliage effect
- Excellent groundcover and container plant in sheltered moist spots
- Good frog habitat



Garden Tip - Nest Boxes

Consider putting artificial nest boxes in your garden. With the right design and placement you can provide much needed nesting places for our beautiful wildlife. See back page for contact details and more information.

Large Trees



Turpentine

(*Syncarpia glomulifera*)

- Excellent shade or feature tree
- Compact canopy
- Masses of cream flowers
- Suitable for large gardens



Grey Ironbark

(*Eucalyptus paniculata* ssp. *paniculata*)

- Excellent shade or feature tree
- Long straight deeply furrowed trunk
- Masses of cream flowers
- Suitable for large gardens
- Winter food source for many birds and animals



Small Trees



White Sallow Wattle

(*Acacia floribunda*)

- Graceful spreading habit
- Fast growing, very hardy feature tree
- Masses of fragrant yellow flowers in late winter



Forest Oak

(*Allocasuarina torulosa*)

- Hardy feature tree with graceful habit
- Fine soft textured foliage
- Important food source for Black Cockatoos and Gang-gangs



Blueberry Ash

(*Elaeocarpus reticulatus*)

- Excellent small shade or feature tree
- Masses of white or pink flowers in spring and summer
- Followed by attractive blue fruits
- Ideal as a screen



Shrubs



Myrtle Wattle

(*Acacia myrtifolia*)

- Fast growing, compact habit
- Hardy and adaptable
- Masses of fragrant light yellow flowers in spring



White Spider Flower

(*Grevillea linearifolia*)

- Slender, graceful habit
- Hardy and adaptable
- Delicate white flowers in spring
- Useful in cottage gardens, as a low informal screen and bush gardens



Native Indigo

(*Indigofera australis*)

- Very fast growing, compact habit
- Masses of showy pink to lilac flowers in spring
- Useful in cottage style gardens and for borders



Yellow Tea-tree

(*Leptospermum polygalifolium*)

- Graceful, slender habit
- Lemon scented foliage
- Masses white flowers in spring and summer
- Useful in cottage style gardens and for borders



Shrubs (continued)



Everlasting Paper Daisy

(*Ozothamnus diosmifolium*)

- Tall erect habit
- Fast growing
- Aromatic foliage
- Clusters of cream flowers in spring and summer, good for dried arrangements



Graceful Bush Pea

(*Pultenaea flexilis*)

- Large shrub with a rounded habit
- Abundant yellow flowers covering the shrub in spring
- Good for border plantings, bush gardens and understorey planting



Sandfly Zieria

(*Zieria smithii*)

- A rounded open habit
- Aromatic foliage
- Delicate white or pink star shaped flowers during spring and summer
- Excellent container plant
- Good for border plantings and understorey planting



Garden Tip - Gardens for Wildlife

Would you like to help our native fauna continue to survive in urban environments? Provide three layers of plants in your garden, a canopy, a dense midstorey and a groundcover layer to create an irresistible fauna ecosystem!



Garden Tip - Small Birds

Have you noticed our small birds are disappearing? This is because we've cleared much of the understorey plants which are important habitat to them. To entice them into your garden and discourage aggressive birds like Miners and Currawongs, mass plant lots of shrubs and small trees, some with prickly foliage!